

Impressive Impressions



Virtual®

The hydrophilic precision impression material

Hydrophilic: exactly where you need it



VIRTUAL

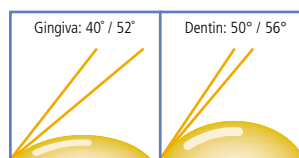
Hydrophilicity – the affinity to water – is an essential feature of the Virtual precision impression material. Thus a high compatibility with moisture is ensured exactly where you need it: in the oral cavity.

Hydrophilicity and contact angle

Unset impression material should demonstrate very good hydrophilic properties during the impression taking process, as hydrophilicity is an essential pre-requisite for recording the very fine detail of the oral hard and soft tissues.

Conventional test methods usually involve the use of set material when determining the contact angle with water and dental stone of dental impression materials. Virtual's compatibility with moist dentin and gingival tissue has been demonstrated with unset material in tests simulating clinical conditions.

Excellent wettability

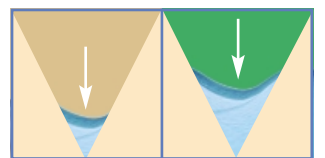


The Virtual Extra Light Body and Light Body materials show low contact angles.

Virtual Extra Light Body and Light Body exhibit very low contact angles. They spread easily and adapt smoothly to dentin and moist oral tissue.

Competitive impression materials show higher contact angles:
on gingival tissue: between 53° and 71°
on dentin: between 65° and 93°

Excellent moisture displacement characteristics



The ability of the Virtual Extra Light Body and Light Body materials to spread readily into restricted areas displacing oral fluids trapped there enables a precise reproduction of fine anatomical details. The result is impressive: impressions of extraordinary precision, reproducing remarkable detail around the preparations.

Precise: outstanding readability



VIRTUAL

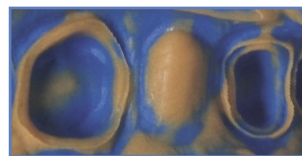
achieves impressions of amazing accuracy and excellent readability.

Ideal combination of colours

The colours – sea blue for the tray material and caramel for the wash – have been chosen after extensive consultation with many dentists and dental technicians.

The contrasting colours enhance the readability of the impression in every respect.

Sea blue and caramel



The sea blue colour of the tray material has a soothing effect on the eyes of the beholder. The colour contrast between the blue tray material and the caramel wash produces preparation margins that are very easy to read.

The result is obvious: precision impressions that offer excellent readability



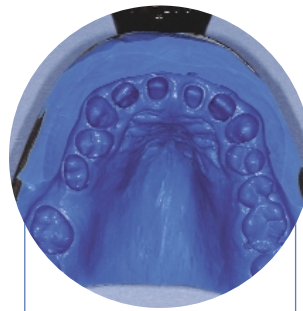
Customized: accommodating all clinical needs



Putty/wash impression
Virtual Putty
Virtual Extra Light Body



Double-mix technique
Virtual Heavy Body
Virtual Light Body



Single phase impression
Virtual Monophase



Bite registration
Virtual Bite Registration



V I R T U A L

The 5 different viscosities offered in a fast-set and regular-set version allow you to choose the material and technique best suited for each individual case. Additionally, a fast setting bite registration material with a high final hardness is available.

Viscosity	Consistency according to ISO 4823	Technique
Virtual Extra Light Body	Type 3 Low consistency	Putty/wash impression (Heavy/light impression)
Virtual Light Body	Type 3 Low consistency	Heavy/light impression (Putty/wash impression)
Virtual Monophase	Type 2 Medium consistency	Single phase impression
Virtual Heavy Body	Type 1 High consistency	Heavy/light impression
Virtual Putty	Type 0 Very high consistency	Putty/wash impression (Heavy/light impression)
Virtual Bite Registration		Bite registration

Convenient: for both dentist and patient



VIRTUAL

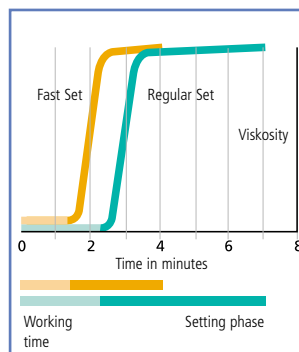
is convenient to work with and provides the comfort you and your patients expect.

Snap set

Due to the thermosensitive characteristics of Virtual, the setting reaction is accelerated after the tray is seated in the patient's mouth.

This saves valuable time and ensures precise impressions, while reducing the risk of deformation.

Flexible setting times



The setting time is either 2 1/2 minutes (fast set) or, optionally, 4 1/2 minutes (regular set).

Fresh flavour

Patients will appreciate the reduced time in the mouth and the light, fresh peppermint smell of the Virtual impression materials.

Balanced: in every respect



V I R T U A L

features well-balanced physical properties

Excellent detail reproduction

ISO Norm 50µ	ISO Norm 50µ	ISO Norm 75µ
20µ	20µ	50µ
Virtual Monophase	Virtual Heavy Body	Virtual Putty

Virtual Monophase, Virtual Heavy Body and Virtual Putty clearly surpass ISO requirements as far as fine detail reproduction is concerned.

The combination of the polymer and innovative, spheroid silicon micro-fillers ensures exceptional precision and excellent reproduction of anatomical details.

Outstanding dimensional stability

As Virtual impressions maintain their dimensional stability for up to two weeks, there is no need to pour models immediately. Virtual impression materials are easy to disinfect and several models can be poured from one impression.

Superior elastic recovery

Virtual impressions are easy to remove from the patient's mouth and elastically recover from the deformation of removal.

High tear strength

The excellent tear resistance of Virtual reduces the risk of tearing fine margins.

Hardness adjusted to the clinical needs

Final hardness values that increase from Virtual Extra Light Body to Virtual Heavy Body ideally contribute to achieving good impressioning results.

Versatile: wide range of applications



VIRTUAL

materials have been designed to create highly detailed impressions of the hard and soft tissues of the oral cavity.

- Final impressions used for the fabrication of indirect restorations (crowns, bridges, inlays, onlays and veneers)
- Dental implant impressions
- Matrix for “wax-ups” or treatment planning study models
- Edentulous impressions
- Matrix used to create temporary restorations

Detailed: technical data

Virtual impression materials and Virtual bite registration material are addition-reaction silicones (vinyl polysiloxanes).

Technical data	Extra Light Body	Light Body	Monophase	Heavy Body	Putty	Bite Registration
Colour	caramel	caramel	sea blue	sea blue	sea blue	orange
Working time						
Fast	1:45 min	1:35 min	1:35 min	1:15 min	1:15 min	max.
Regular	3:00 min	2:35 min	2:35 min	2:05 min	1:25 min	0:30 min
Time in mouth						
Fast	2:30 min	2:30 min	2:30 min	2:30 min	2:30 min	min.
Regular	4:30 min	4:30 min	4:30 min	4:30 min	4:30 min	1:00 min
Linear dimensional change (24 h)	< 0.20 %	< 0.20 %	< 0.20 %	< 0.20 %	< 0.20 %	< 0.05 %
Strain in compression (min. – max.)	3 – 5 %	3 – 5 %	3 – 5 %	3 – 5 %	1 – 3 %	–
Recovery from deformation	> 99.5 %	> 99.5 %	> 99.5 %	> 99.5 %	> 99.0 %	–
Detail reproduction	20 µ	20 µ	20 µ	20 µ	50 µ	–
Shore-A hardness	47±3	54±3	67±3	68±3	61±3	95



Dependable: excellent performance in practice tests



V I R T U A L

has been rated
"excellent" by users



"Sixty percent of consultants noted that Virtual behaved much like a hydrophilic material, displacing moisture and resulting in very accurate impressions with excellent reproduction of detail. ...

Patients appreciated the reduced time in the mouth as well as the neutral taste of the material."

The Dental Advisor, Volume 20, 2003



"Its (Virtual's) accuracy, hydrophilicity, and tear strength were considered very good to excellent. ...

It is very accurate, rarely had bubbles, and produced margins that were very easy to read with excellent detail."

Reality Now No. 147, October 2002

Flexible:

a broad range of products

Delivery forms:



Virtual Putty Regular Set and Fast Set

Refill

1 jar base, 300 ml
1 jar catalyst, 300 ml
2 measuring scoops

Virtual Heavy Body Regular Set and Fast Set

Refill

2 cartridges, 50 ml ea
6 mixing tips, large

Multi Pack

12 cartridges, 50 ml ea
36 mixing tips, large

Virtual Monophase Regular Set and Fast Set

Refill

2 cartridges, 50 ml ea
6 mixing tips, large

Multi Pack

12 cartridges, 50 ml ea
36 mixing tips, large

Virtual Light Body Regular Set and Fast Set

Refill

2 cartridges, 50 ml ea
12 mixing tips, small

Multi Pack

12 cartridges, 50 ml ea
72 mixing tips, small

Virtual Extra Light Body Regular Set and Fast Set

Refill

2 cartridges, 50 ml ea
12 mixing tips, small

Multi Pack

12 cartridges, 50 ml ea
72 mixing tips, small

Virtual Bite Registration

Refill

2 cartridges, 50 ml ea
8 mixing tips, large

Multi Pack

12 cartridges, 50 ml ea
48 mixing tips, large

Virtual Tray Adhesive

Refill

1 bottle adhesive, 10 ml

Mixing tips, large

Refill

48 mixing tips, large

Mixing tips, small

Refill

48 mixing tips, small

Intraoral tips, large

Refill

100 intraoral tips, large

Intraoral tips, small

Refill

100 intraoral tips, small

Dispenser 1:1

Refill

1 dispenser, 50 ml

These materials have been developed solely for use in dentistry. Processing should be carried out strictly according to the Instructions for Use. Descriptions and data constitute no warranty of attributes and are not binding.

Printed in Liechtenstein
© 2003 Ivoclar Vivadent AG
573269/0303/5/e/BVD

Production and distribution
Ivoclar Vivadent AG
Bendererstr. 2
FL-9494 Schaan
Fürstentum Liechtenstein
Phone +423 / 235 35 35
Fax +423 / 235 33 60
www.ivoclarvivadent.com

ivoclar
vivadent
clinical